

Responsible POOL and WATER applications



 **FLUIDRA**
2008 First Quarter Results



AVISO LEGAL

El presente documento tiene carácter puramente informativo y no constituye una oferta de venta, de canje o de adquisición, ni una invitación a formular ofertas de compra, sobre valores emitidos por ninguna de las sociedades mencionadas. La presente información financiera ha sido elaborada de acuerdo con las Normas Internacionales de Información Financiera (NIIF), sin embargo, al no tratarse de información auditada, no es una información definitiva y podría verse modificada en un futuro.

La información recogida en el presente documento puede contener manifestaciones sobre intenciones, expectativas o previsiones futuras. Todas aquellas manifestaciones, a excepción de aquellas basadas en datos históricos, son manifestaciones de futuro, incluyendo, entre otras, las relativas a nuestra posición financiera, estrategia de negocio, planes de gestión y objetivos para operaciones futuras. Dichas intenciones, expectativas o previsiones están afectadas, en cuanto tales, por riesgos e incertidumbres que podrían determinar que lo que ocurra en realidad no se corresponda con ellas.

Entre estos riesgos se incluyen, entre otros, las fluctuaciones estacionales que puedan modificar la demanda, la competencia del sector, las condiciones económicas y legales, las restricciones al libre comercio y/o la inestabilidad política en los distintos mercados donde está presente el Grupo Fluidra o en aquellos países donde los productos del Grupo son fabricados o distribuidos. El Grupo Fluidra no se compromete a emitir actualizaciones o revisiones relativas a las previsiones a futuro incluidas en esta Información Financiera, en las expectativas o en los hechos, condiciones o circunstancias en los que se fundamentan estas previsiones a futuro.

En cualquier caso, el Grupo Fluidra, facilita información sobre estos y otros factores que podrían afectar las manifestaciones de futuro, el negocio y los resultados financieros de la Compañía, en los documentos que presenta ante la Comisión Nacional del Mercado de Valores de España. Se invita a todas aquellas personas interesadas a consultar dichos documentos.

These materials do not constitute an offer of securities for sale or a solicitation of an offer to purchase securities in the United States, Spain or any other jurisdiction. Shares of Fluidra, S.A. may not be offered or sold in the United States absent registration or an exemption from registration under the U.S. Securities Act of 1933, as amended. Neither Fluidra, S.A nor any selling shareholder intends to register any portion of the offering in the United States or to conduct a public offering of shares of Fluidra, S.A. in the United States.

Highlights from 2008 First Quarter



1

• **Sales** of **164,9** million Euros, representing an increase of **9,8%** over 2007 first quarter, driven by the combination of strong growth in Southern and Eastern Europe and in the rest of Emerging Markets while sales in Spain experience a flat evolution from 2007 (**+0,4%**)

2

• **EBITDA** of **22,1** million Euros representing an increase of **9,2%** over 2007 first quarter and **Net Income** of **7,0** million Euros equivalent to an **7,9%** growth over 2007 first quarter

3

• **POOL** Division reaching sales of **128,7** million Euros (**+5,1%**) and **EBITDA** of **15,7** million Euros (**+9,3%**) driven by growth in Southern Europe, Asia and Australia which offsets sales decline in Spain reflecting the high incidence of new construction in the first quarter

4

• **WATER** Division reaching **sales** of **54,6** million Euros (**+24,7%**) and **EBITDA** of **7,1** million Euros (**+19,0%**) experiencing robust growth in Water treatment and Irrigation

5

• **Net Financial Debt** of **238,5** million Euros (**+18,4%**) driven by the increase of Net Working Capital requirements, generated by business volume growth and the impact of companies acquired after 2007 first quarter

5

• Following its expansion strategy combining organic growth with acquisitions, Fluidra has acquired Spei (renamed Certikin Italy), consolidating its leadership in the Italian pool market, and has enlarged its geographical presence by establishing new distribution centers in Belgium and Cyprus

2008 First Quarter Results



(€ M)	1Q 07	1Q 08	Growth 07-08
Sales	150,2	164,9	9,8%
Gross Margin	76,1	84,9	11,6%
EBITDA	20,2	22,1	9,2%
EBITDA Margin	13,5%	13,4%	-
EBIT	13,0	14,4	10,8%
EBIT Margin	8,6%	8,7%	-
PBT	10,0	10,5	5,0%
PBT Margin	6,6%	6,3%	-
Net Income of parent company	6,5	7,0	7,9%
Net Income Margin	4,3%	4,3%	-

2008 First Quarter Results

Comments

- Southern and Eastern Europe, Asia and Australia are the main growth drivers compensating slowdown in Spain, Northern and Western Europe
- Excluding Certikin Italy, company acquired in January 08, organic growth is 8,9%
- Operational Expenses containment has allowed to align EBITDA and EBIT growth with sales growth, compensating the short term effect of the geographical expansion and the reinforcement of key companywide processes
- The evolution of financial expenses is mainly attributable to exchange rate related losses and a provision related to interest rate hedge derivatives.

2008 First Quarter – Fluidra Sales Evolution per Geographical Area

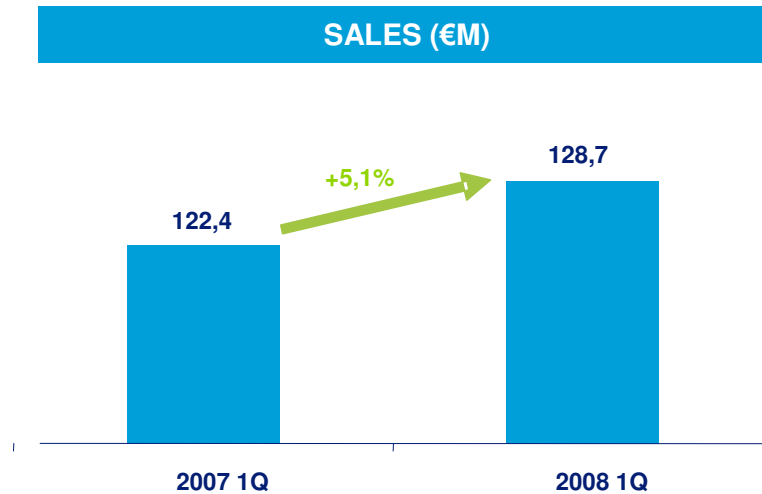


Fluidra Sales by Geographical Area, M €					
(€ M)	1Q 07	%	1Q 08	%	Evolution 07 - 08
Spain	55,3	36,8%	55,5	33,7%	0,4%
South Europe - Rest	48,3	32,2%	59,3	36,0%	22,6%
Western & Northern Europe	20,9	13,9%	21,6	13,1%	2,9%
Eastern Europe	5,5	3,6%	6,0	3,6%	9,6%
Asia & Australia	11,5	7,7%	14,4	8,7%	25,2%
Rest of World	8,7	5,8%	8,1	4,9%	-5,7%
TOTAL	150,2	100,0%	164,9	100,0%	9,8%

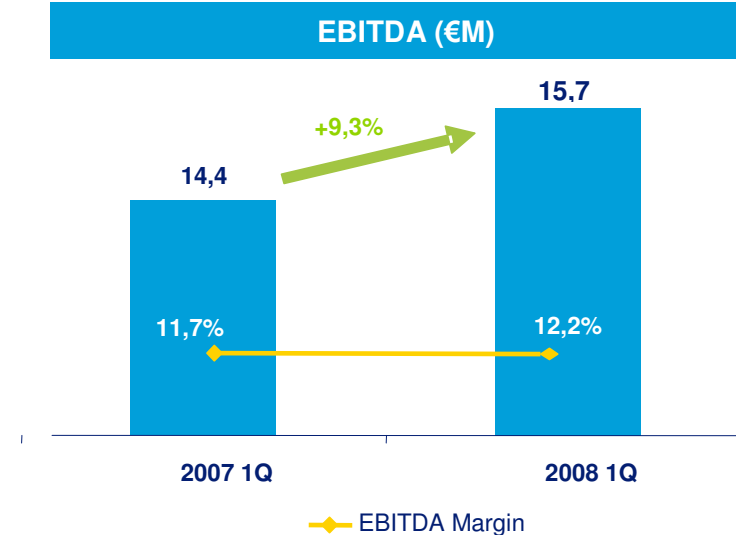
2008 First Quarter - POOL Results Evolution



SALES (€M)



EBITDA (€M)



- The specific incidence of new construction in the first quarter and the deterioration of economic conditions in Spain have had a negative impact on Pool sales
- Southern Europe, Eastern Europe, Australia and Asia markets maintain double digit growth rates
- In Northern and Western Europe, sales have experienced a slow start compared to previous year due to less favorable climate conditions for the start of the commercial campaign

- Cost containment efforts and processes enhancement in Spain and in key European markets have allowed to improve EBITDA margin in spite of continuing pressure in raw materials cost

2008 First Quarter – POOL Division – Sales Evolution by Geographical Area



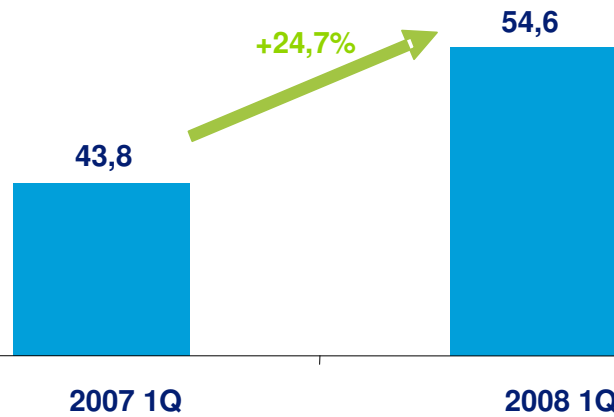
POOL Sales by Geographical Area, M €

(€ M)	1Q 07	%	1Q 08	%	Evolution 07 - 08
Spain	42,9	35,1%	39,6	30,8%	-7,6%
South Europe - Rest	36,4	29,7%	43,3	33,6%	19,0%
Western & Northern Europe	19,6	16,0%	20,2	15,7%	2,8%
Eastern Europe	5,1	4,1%	5,6	4,3%	10,0%
Asia & Australia	11,1	9,1%	13,6	10,6%	22,7%
Rest of World	7,3	6,0%	6,4	5,0%	-13,2%
TOTAL	122,4	100,0%	128,7	100,0%	5,1%

2008 First Quarter - WATER Results Evolution

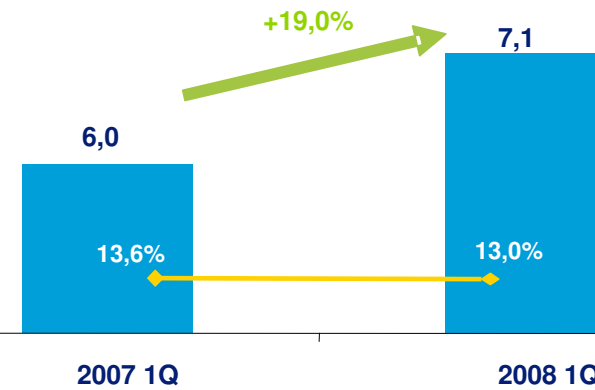


SALES (€M)



- Growth is driven by a very positive evolution of Water Treatment and Irrigation business segments in spite of Spain less favorable economic conditions
- The successful integration of 2007 acquisitions make a significant contribution to 2008 first quarter growth in the WATER Division

EBITDA (€M)



- EBITDA margin is reduced due to higher weight of distribution in the WATER division as a result of 2007 acquisitions in water treatment and irrigation

2008 First Quarter – WATER Division - Sales Evolution by Geographical Area



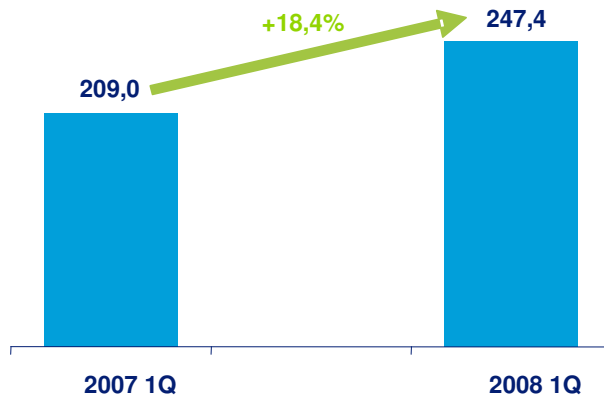
WATER Sales by Geographical Area, M €

(€ M)	1Q 07	%	1Q 08	%	Evolution 07 - 08
Spain	20,9	47,7%	24,6	45,1%	17,7%
South Europe - Rest	17,0	38,7%	22,7	41,5%	33,5%
Western & Northern Europe	2,2	4,9%	2,2	4,0%	2,7%
Eastern Europe	0,7	1,8%	0,9	1,6%	22,8%
Asia & Australia	0,8	1,8%	1,3	2,4%	61,9%
Rest of World	2,2	5,1%	2,9	5,4%	32,1%
TOTAL	43,8	100,0%	54,6	100,0%	24,7%

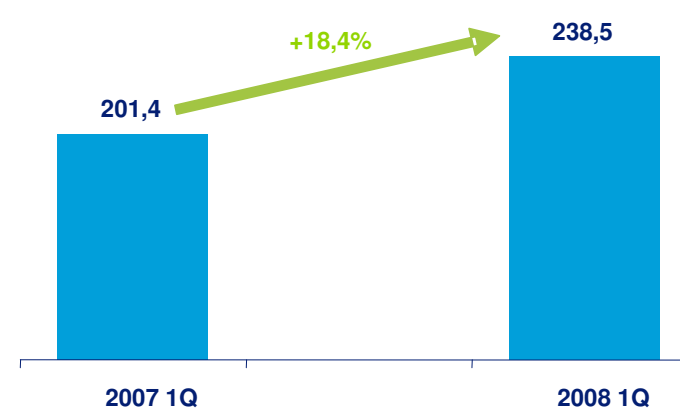
2008 First Quarter – Net Working Capital and Net Financial Debt



Net Working Capital (€M)



Net Financial Debt (€M)



- Increase of Net Working Capital ratio over sales due to impact of companies acquired after First Quarter 2007 and a punctual decrease in accounts payable over sales (not related to the general trend in the period of payment)

- Net Financial Debt evolving accordingly to Net Working Capital requirements

Contact Details



CONTACT SHAREHOLDERS AND INVESTORS

Antonio Rubió (Chief Financial Officer)

Xavier Servat (Head of Investments and M&A)

Avda. Francesc Macià, 38, planta 16
08208 Sabadell (Barcelona)

Tel.: +34 93 724 39 00

Fax: +34 93 723 86 65

e-mail: investor_relations@fluidra.com